


Mindjet
Catalyst



User FAQ
July 2010



www.mindjet.com

Table of Contents

I. Product Overview.....	2
1. What is Mindjet Catalyst?	2
2. How does Catalyst work?.....	2
3. What are the differences between using Catalyst and using MindManager for Windows	4
4. Does Catalyst include web conferencing?	6
5. What languages are available	6
II. Technical Requirements.....	6
1. What are the system requirements to run Mindjet Catalyst?	6
III. Account Management.....	6
1. What is the difference between a Mindjet ID and a Mindjet Catalyst Account?.....	6
2. Do I need both a Mindjet ID and a Mindjet Catalyst Account?.....	6
3. How many people can I invite into my account?	7
IV. Purchasing Information	7
1. What are my pricing options?	7
2. What are my purchasing options?	7

I. Product Overview

1. What is Mindjet Catalyst?

Mindjet Catalyst is a subscription-based online service that gives MindManager users online access to their work, anytime, anywhere. Catalyst complements MindManager by adding a secure, central repository that can be accessed directly from MindManager or from any web browser. Users can take advantage of easy co-editing and document sharing with anyone invited to access their Catalyst account. Catalyst extends MindManager's benefits, helping users visually connect ideas, information and people to increase efficiency, team communication and collaboration.

2. How does Catalyst work?

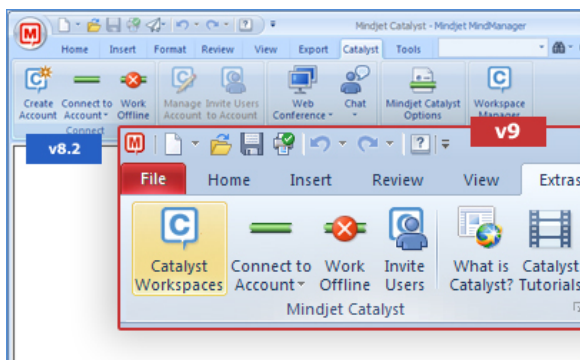
Catalyst is an online service that provides a secure repository for MindManager maps and related documents and also enables web-based mapping (creation, editing and co-editing). There are several ways that users can access Catalyst capabilities, including:

- Users of MindManager Version 9 and 8.2 for Windows can access Catalyst directly from within MindManager to create workspaces, upload maps and other documents, manage workspace permissions and invite others to join their Catalyst account. .

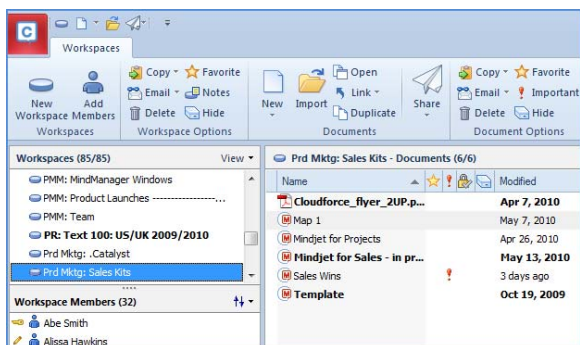
Users of MindManager Version 9 and 8.2 for Windows can also access Catalyst from any supported web browser, enabling them to access and edit maps and manage workspaces anytime, anywhere.

- Users of MindManager for Mac access Catalyst directly through the browser, enabling them to create and edit maps and manage workspaces anytime, anywhere. Maps created in MindManager for Mac can be uploaded into Catalyst (and downloaded from Catalyst to MindManager for Mac).
- Catalyst users who do not have MindManager can access Catalyst directly through the browser.

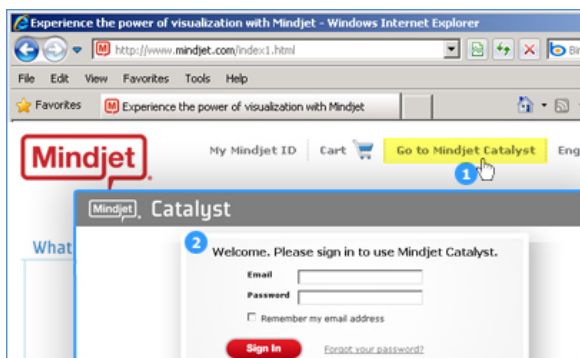
Examples of the MindManager and browser interfaces to Catalyst are shown on the next page.



Users of MindManager Version 9 for Windows can access Catalyst workspaces directly from the Extras tab in MindManager. Users of MindManager 8.2 for Windows can access Catalyst using the Catalyst tab.



When accessed from MindManager for Windows (Version 9 and 8.2), Catalyst presents a familiar interface.



Users of MindManager for Mac and Catalyst users who do not use MindManager login into Catalyst through their web browsers. There is a link to login at the top of the Mindjet.com home page.



Online users can easily access resources to help them get started reviewing, editing and creating maps in Catalyst.

3. What are the differences between using Catalyst and using MindManager for Windows?

Catalyst and MindManager work well together, enabling users to take advantage of the advanced information mapping and project planning/management features of MindManager and then store maps in Catalyst's secure online workspaces for easy access or for sharing with others. The table below shows the features provided by each (marked with an ✓) and the features that are enabled by use of the two applications together (marked with an *).

✓ = included; * = activated when used together	MindManager 9 for Windows	Mindjet Catalyst
Online Features		
Co-edit Maps	*	✓
Store Maps on Server	*	✓
Create, Delete, and Lock Shared Maps	*	✓
Create, Delete, or Rename Workspaces	*	✓
Share/View Maps and Files in Other Workspaces	*	✓
Flag Maps and Files as Favorite/Important	*	
Check Out/Check in Files to Create Document Revisions	*	
Create Map and File Versions	*	
Open/Edit/Save Local MindManager Files	✓	✓
Mind Mapping Features		
Create and Edit Maps Using Templates or Wizards	✓	✓
Brainstorm, Review, and Convert to Walk Through (presentation) Mode	✓	
Slide Presentations	✓	
Add Images, Icon Markers and Tags	✓	✓
Format Lines, Topics, and Text	✓	✓
Filter Map	✓	✓
Power Filter Map and Save Queries	✓	
Add Hyperlink to Files and Web Content	✓	✓
View Links and Attached Content via Embedded Browser	✓	

Add Attachments to Topics (e.g. Word, Excel®, PDF, etc.)	✓	✓
Add Topic Notes	✓	✓
Add Comments	✓	
Use Map Parts (RSS Feeds, Folder/Directories, Files)	✓	
Utilize Web Services (e.g. Google™, Yahoo!®, Amazon®, etc.)	✓	
Extend and Integrate with Full API Support	✓	
Link to Databases	✓	
Check Spelling	✓	
Open Multiple Maps	✓	
Print	✓	✓
Export Maps to:		
• Microsoft Word®, PowerPoint®	✓	✓
• Microsoft Project®, or MPX®	✓	
• Apple iWork Keynote and Pages		✓
Import from Microsoft Word®	✓	
Save Maps as PDF, Image Files, Text File, HTML File, or Web Page	✓	
Email Maps in .mmap Format	✓	
Share Maps via Email, Social Networks, etc.	✓	✓
Task and Project Planning/Management Features		
Dynamic Microsoft Outlook® Dashboards	✓	
Access Task Information	✓	✓
Automate Tasks (Roll up Dates and Completion %)	✓	
Project Gantt and Resource Planning	✓	
Microsoft SharePoint® Support		
Use with MindManager Explorer for SharePoint to find, organize and update SharePoint tasks and information across SharePoint sites & lists.	✓	

4. Does Catalyst include web conferencing?

As of August 10, 2010, Mindjet no longer offers web conferencing for new Catalyst customers. Existing Catalyst users (customers with active Catalyst subscriptions who first subscribed to Catalyst web conferencing prior August 10, 2010) will each receive information about their subscriptions. If you are an existing Catalyst web conferencing customer and have questions, please contact Mindjet customer service.

5. What languages are available?

Mindjet Catalyst is available in English, German, French and Japanese.

II. Technical Requirements

1. What are the system requirements to run Mindjet Catalyst?

Mindjet Catalyst Technology Requirements

- The following browsers with Adobe® Flash® Player 9 or greater:
 - Microsoft® Internet Explorer® 7.0 or greater
 - Mozilla® Firefox® 3.0 or greater
 - Safari® 4.x

III. Account Management

1. What is the difference between a Mindjet ID and a Mindjet Catalyst Account?

Your current mindjet.com account will be known as your Mindjet ID.

A Mindjet ID is created when you register on mindjet.com. The Mindjet ID gives access to the following resources on mindjet.com:

- Customer support
- Support resources
- Purchase history
- Trial/ordered products, downloads
- Renewal capability
- Mindjet ID profile data
- Registration data (future)
- Self-service cases (future)

2. Do I need both a Mindjet ID and a Mindjet Catalyst Account?

No, you can create a Mindjet ID to download information and access customer support on mindjet.com without signing up for a Mindjet Catalyst account.

If you sign up for a Mindjet Catalyst account (either trial or purchased), we will automatically register you for a Mindjet ID.

3. How many people can I invite into my account?

The number of people you can have in your account is determined by the number of user licenses you have purchased, up to a maximum of 250 people who can use a single Catalyst account.

IV. Purchasing Information

1. What are the pricing options?

- **Mindjet Catalyst (€20/£16 per user/month*) includes the following:**

- ✓ Online workspaces to store maps and files
- ✓ Online mapping and co-mapping

* Requires an annual contract for Mindjet Catalyst, payable at the start of the contract term. Annual contracts with monthly billing require a credit card.

2. What are my purchasing options?

There are two ways to purchase Mindjet Catalyst:

- eCommerce store: Visit the [Mindjet Online Store](#) (yearly subscription, monthly billing option)
- Channel: For a list of resellers, click [here](#). (yearly subscription, full-year billing only)